

# Find Your Window

## Hinged Windows

### Casement Windows

are hinged at the side and can be opened to the outdoors. Often a crank is used to open the window.

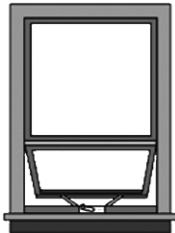


Casement window

### Safety Options:

1. Chain Stop
2. Releasable Child-Safety Window Guard hung vertically

**Awning Windows** are hinged at the top and swing outward. Often a crank is used to open the window.



Awning window

### Safety Options:

1. Chain Stop
2. Releasable Child-Safety Window Guard hung horizontally.

Local home improvement and hardware stores carry sash stops and child-safety window guards. To determine how to measure your window for child-safety window guards or to find a local supplier of window safety devices, visit [www.windowguard.org](http://www.windowguard.org) and see “windowguard guidelines.”

To learn more, call 773-975-8613 or click [www.injuryfree.org/chicago](http://www.injuryfree.org/chicago).

Window images courtesy of Creative Homeowner, [www.creativehomeowner.com](http://www.creativehomeowner.com). For more window types, see other side.

Every week during the summer, three Chicago-area children are hospitalized after a window fall.

Some have very serious and permanent injuries. A few die.

Did you know... window falls can be prevented by following the four-inch rule?

Call or click today to learn more

[www.injuryfree.org/chicago](http://www.injuryfree.org/chicago)

773.975.8613

**S**creens will not stop a child from falling out of a window

**T**ake furniture away from windows

**O**pen windows from the top, not the bottom

**P**urchase and install window-fall prevention products

t  
h  
e

**F**alls from windows can be prevented

**A**ny opening in a window should **NOT** exceed four inches

**L**ock all unopened windows and doors

**L**ocal home improvement and hardware stores carry window-fall prevention products

**S**upervise children at all times



Injury Free Coalition  
for Kids®

[www.injuryfree.org/chicago](http://www.injuryfree.org/chicago)  
773.975.8613

# Stop The Falls...

Learn how you can save a child's life by preventing window falls



Injury Free Coalition  
for Kids®

Why window-fall prevention products are so important...

“South Side boy, 3, dies after falling out window.”

—Chicago Tribune, May 2001

“Fifth Chicago-area child in less than two weeks hurt after falling through an open window.”

—Chicago Tribune, May 2001

“16-month-old was in serious condition... after falling from a second-floor window.”

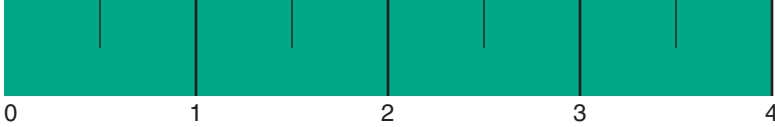
—Chicago Tribune, August 2001

“Another toddler fell from an open window in a third-floor apartment.”

—Chicago Tribune, August 2001

“3-year-old boy in critical condition... after falling from a sixth-floor window.”

—Chicago Tribune, March 2002



Know your limit...

Don’t open any window more than four inches.  
Here are your options...

Child-safety window guards...

- Are **releasable**.
- Can be **quickly removed to allow escape** in times of an emergency.
- Can be **removed from the inside and outside** without the need for separate tools or special knowledge.
- Are steel bars with a **maximum four-inch spacing** to prevent a child from falling out of a window.
- **Screw into the side** of a window frame.
- Are **sold in different sizes** for various size windows, and adjust for width.
- Are recommended to be installed on all windows **above the ground floor up to the sixth floor**.\*
- Child-safety window guards are **not the same as burglar or security bars**. Security bars are permanently installed and **should not be used as child-safety window guards**. Child-safety window guards are not designed to protect against intruders.

\*According to the Consumer Product Safety Commission, non-releasable window guards can be installed on the seventh floor and above (excluding windows that provide emergency exit to a fire escape.)

Open windows from the top...

- If a window does not have a child-safety window guard installed, it should be **opened from the top**.
- **Sash stops can do the trick...**
  - If a window must be **opened from the bottom a window sash stop should be installed**. This will prevent the window from opening more than 4 inches—a safe distance for children.
  - **Sash stops are not practical** in residences that are **not air-conditioned**. Windows in these places need child-safety window guards if they are opened from the bottom.

Security screens work well...

- Regular screens will not prevent a child from falling out a window. A special **child-safety security screen** is available and can withstand more than 500 pounds of force.

Stop at four...

Opening a window  
any more than four inches  
can be dangerous for children.




Find Your Window

Sliding Windows

**Single Hung Windows** are made of two panels of framed glass, of which only the bottom panel slides vertically to open.

- Safety Options:**
- 1. Sash Stop\*
  - 2. Releasable Child-Safety Window Guard hung horizontally

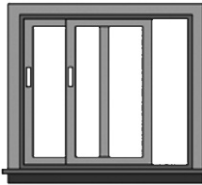


Single or double hung window

A double hung window is similar to a single-hung, but both the top and bottom panel can slide open. A double-hung window provides the option of closing the bottom panel and keeping the top panel open.

**Horizontal Sliding Windows** are made of two panels of framed glass, both of which slide horizontally.

- Safety Options:**
- 1. Sash Stop\*
  - 2. Releasable Child-Safety Window Guard hung vertically



Sliding window

\* Sash stops are not practical in residences that are not air conditioned.

For more window types, see other side.