

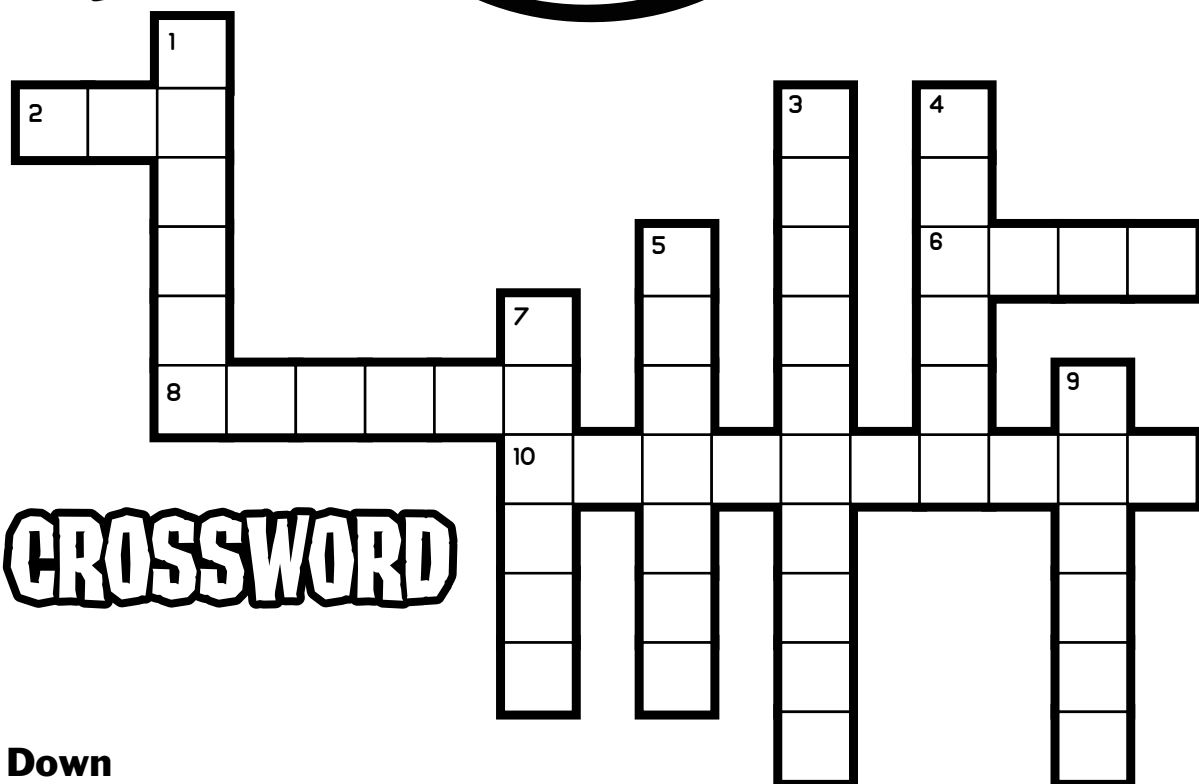


Hey Kids!  
Stay safe on  
your bikes &  
HAVE FUN!

# FUN WITH BIKE SAFETY

Help Tony  
find his  
sister!



## BIKE PATH



## CROSSWORD

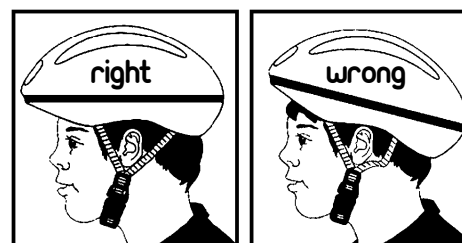
### Down

2. Check this in your tires before you ride.
6. Stop and look left-right-\_\_\_\_\_ before entering the road.
8. When bicycling with a group, always ride \_\_\_\_\_ file.
10. \_\_\_\_\_ are required on the rear, side and pedals of the bike.

### Across

1. Use \_\_\_\_\_ to slow or stop your bike.
3. Keep both hands on the \_\_\_\_\_ when riding.
4. Always wear a \_\_\_\_\_ to protect your head when bike riding.
5. When bike riding, you must obey all \_\_\_\_\_ laws.
7. Bikes are made to carry only one per seat.
9. Wear \_\_\_\_\_ clothing when riding your bike.

ACROSS 2. air, 6. left, 8. single, 10. reflectors  
DOWN 1. brakes, 3. handlebars, 4. helmet, 5. traffic, 7. person, 9. bright



protect your brain!  
wear a bike helmet.  
be sure it fits!

## WORDSEARCH

S	R	O	T	C	E	L	F	E	R	S	H
L	K	J	Z	K	H	R	S	B	Z	A	W
A	Z	L	Q	N	G	E	R	E	N	F	D
D	N	I	A	H	C	A	L	D	A	E	B
E	P	L	B	W	K	C	L	M	U	T	E
P	M	T	R	E	E	V	G	E	Y	L	
X	A	A	N	C	B	D	S	A	B	T	L
M	B	K	R	A	G	E	I	J	J	C	S
P	E	N	R	F	K	A	T	S	D	U	P
C	H	S	J	O	W	H	E	E	L	S	I
N	Q	P	P	B	T	I	R	E	S	D	R
D	L	S	R	X	E	L	Q	L	Q	F	G

- BELL
- BRAKE
- CHAIN
- FRAME
- GRIPS
- HANDLEBARS
- HELMET
- PEDALS
- REFLECTORS
- SAFETY
- SEAT
- SIDEWALK
- SPOKES
- TIRES
- WHEELS



UNIVERSITY of  
ROCHESTER  
MEDICAL CENTER

