

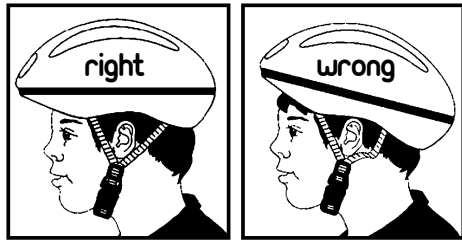


Hey Kids!
Stay safe on
your bikes &
HAVE FUN!

FUN WITH BIKE SAFETY

Help Tony
find his
sister!




BIKE PATH



protect your brain!
wear a bike helmet.
be sure it fits!

CROSSWORD



- Down**
- _____ are required on the rear, side and pedals of the bike.
 - Bikes are made to carry one per seat
 - How do you tell people you are making a turn on your bike?
 - When bicycling with a group, always ride _____ file.
 - What protects your head when you are on your bike?
 - Stop and look left-right-_____ before entering the road.

- Across**
- What has two wheels and you can ride it?
 - Keep both hands on the _____ to be safe.
 - Wear sneakers not _____ to protect your feet.



Office of Traffic Safety



Maggie Brooks
County Executive

WORDSEARCH

| | | | | | | | | | | | |
|---|---|---|---|---|---|---|---|---|---|---|---|
| S | R | O | T | C | E | L | F | E | R | S | H |
| L | K | J | Z | K | H | R | S | B | Z | A | W |
| A | Z | L | Q | N | G | E | R | E | N | F | D |
| D | N | I | A | H | C | A | L | D | A | E | B |
| E | P | L | B | W | K | C | L | M | U | T | E |
| P | M | T | R | E | E | V | G | E | Y | L | |
| X | A | A | N | C | B | D | S | A | B | T | L |
| M | B | K | R | A | G | E | I | J | J | C | S |
| P | E | N | R | F | K | A | T | S | D | U | P |
| C | H | S | J | O | W | H | E | E | L | S | I |
| N | Q | P | P | B | T | I | R | E | S | D | R |
| D | L | S | R | X | E | L | Q | L | Q | F | G |

- BELL
- BRAKE
- CHAIN
- FRAME
- GRIPS
- HANDLEBARS
- HELMET
- PEDALS
- REFLECTORS
- SAFETY
- SEAT
- SIDEWALK
- SPOKES
- TIRES
- WHEELS

